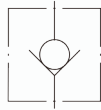


閥類型符號 SYMBOL
CRG - ※



特征:

- 1: 當壓力超過設定的彈簧開啟壓力，流體便能自由流通，逆方向則完全不能通過。
- 2: CRNG系列安裝尺寸符合ISO-5781標準。

Features:

- 1: When the pressure exceeds the set spring opening pressure, the fluid can be free Circulation is completely impossible in the opposite direction.
- 2: The installation dimensions of the CRNG series comply with the ISO-5781 standard

規格說明

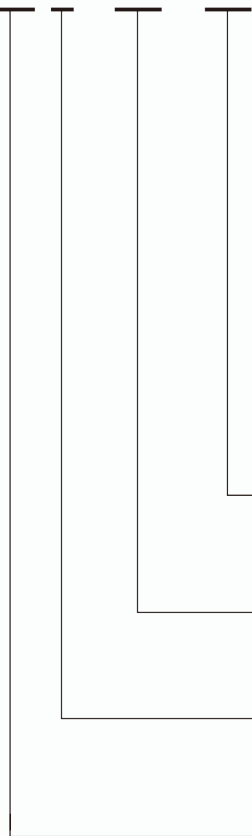
SPECIFICATION

型式 MODEL		最高使用壓力 MAX. OPERATING PRESSURE (kgf/cm ²)	開啟壓力 CRACKING PRESSURE kgf/cm ²	流量 RATED FLOW L/min	重量 WEIGHT kg	
CRG-03-※	CRNG-03-※	標準型 STD. : 250	05 : 0.35	40	1.7	1.9
CRG-06-※	CRNG-06-※		30 : 3.5	125	4.2	3.2
CRG-10-※	CRNG-10-※		50 : 5.0	250	7.7	6.0

型號說明

HOW TO ORDER

CR G - 06 - 05



附屬品

ATTACHMENT

型式 MODEL	安裝螺絲 SOC HOL CAP SCREW	安裝扭矩 MOUNTING TORQUE N.m
CRG-03-※	M10 x 50L...4pcs	60~74
CRG-06-※	M16 x 60L...4pcs	253~310
CRG-10-※	M20 x 75L...4pcs	493~603
CRNG-03-※	M10 x 45L...4pcs	60~74
CRNG-06-※	M10 x 50L...4pcs	
CRNG-10-※	M10 x 55L...6pcs	

開啟壓力 CRACKING PRESSURE
05 : 0.35 kgf/cm² 30 : 3.5 kgf/cm²
50 : 5.0 kgf/cm²

閥規格 VALVE SIZE
03 : 3/8" 06 : 3/4" 10 : 1-1/4"

安裝型式 MOUNTING
G : 板式安裝 SUB-PLATE MOUNTING

設計編號 DESIGN NUMBER
CRNG : 非ISO規格 NO-ISO STANDARD
CRG : 標準ISO規格 ISO STANDARD

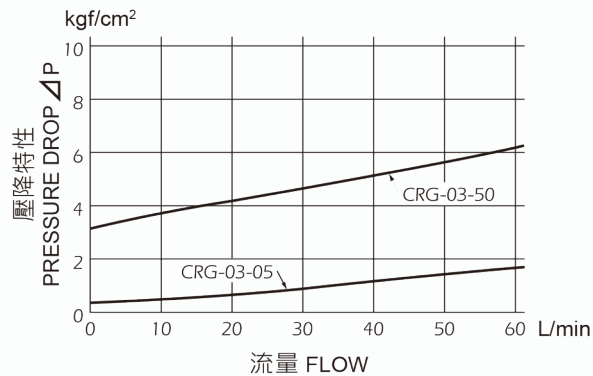
測試條件

PERFORMANCE CURVES

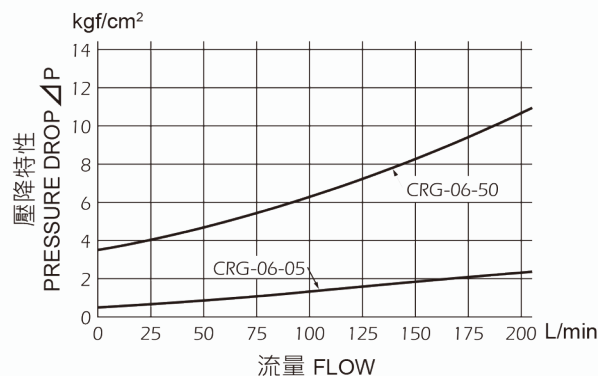
測試油黏度 TEST FLUID VISCOSITY : 35cSt

測試油溫度 TEST TEMPERATURE : 50°C

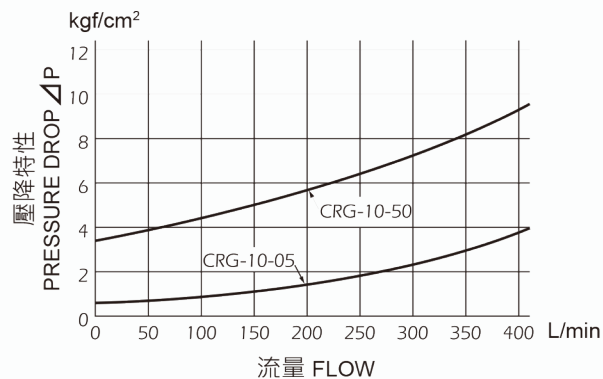
● CRG-03



● CRG-06



● CRG-10

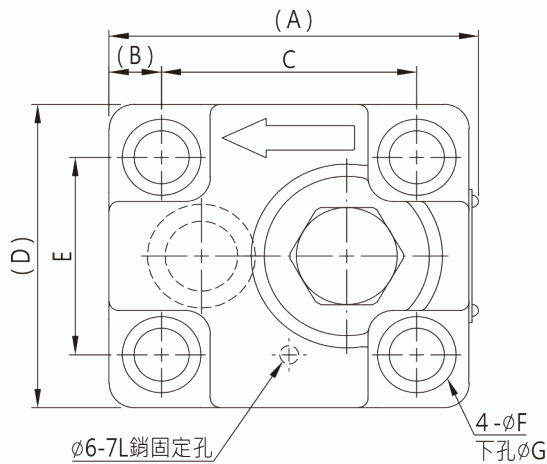


單位 UNIT : mm

安裝尺寸

INSTALLATION DIMENSIONS

CRG-03~10



通用底板尺寸

APPLICATIVE

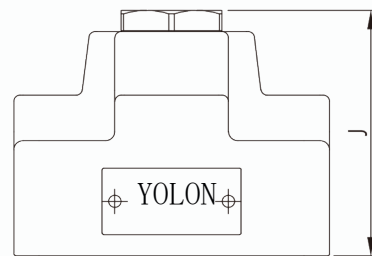
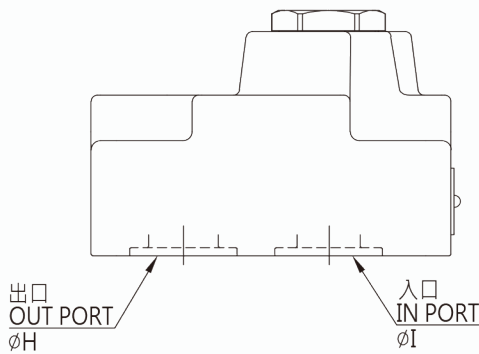
SUB-PLATE DIMENSIONS

CRG-03 (MC-01-1)

CRG-06 (MC-01-2)

CRG-10 (MC-01-3)

(詳見 H-08 Page H-08)



型式 MODEL	A	B	C	D	E
CRG-03	84	10.4	60.3	70	47.6
CRG-06	117	16.6	80.9	100	65.1
CRG-10	136	20.5	92.1	130	92.1

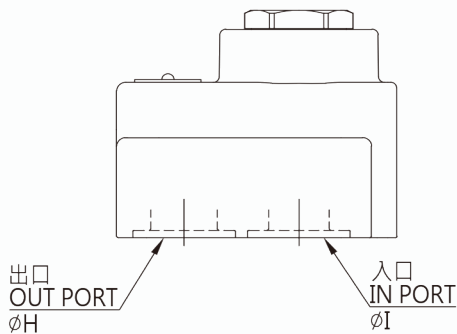
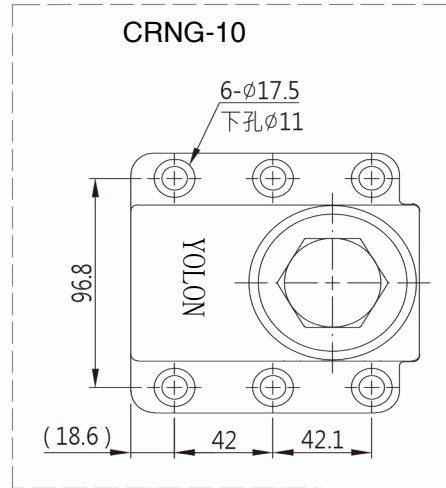
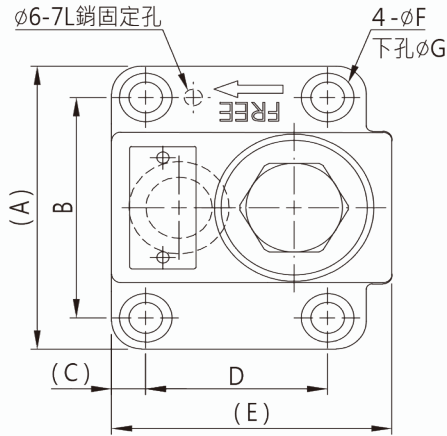
型式 MODEL	F	G	H	I	J
CRG-03	17.5	11	15	15	69
CRG-06	25	17.5	22	20	81
CRG-10	31.5	21.5	30	30	98

單位 UNIT : mm

安裝尺寸 INSTALLATION DIMENSIONS

CRNG-03~10

通用底板尺寸
 APPLICATIVE SUB-PLATE DIMENSIONS
 CRNG-03 (MC-01-4)
 CRNG-06 (MC-01-5)
 CRNG-10 (MC-01-6)
 (詳見 H-08 Page H-08)



型式 MODEL	A	B	C	D	E
CRNG-03	90	66.7	17.5	42.9	75
CRNG-06	102	79.4	11.3	60.3	93
CRNG-10	120				126

型式 MODEL	F	G	H	I	J
CRNG-03	17.5	11	15	15	71
CRNG-06	17.5	11	22	20	82
CRNG-10			28	26	96